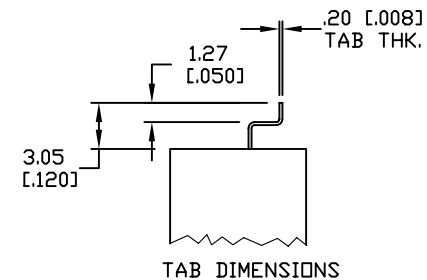
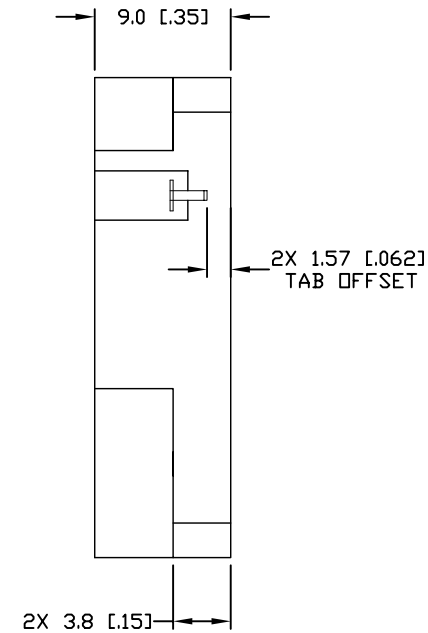
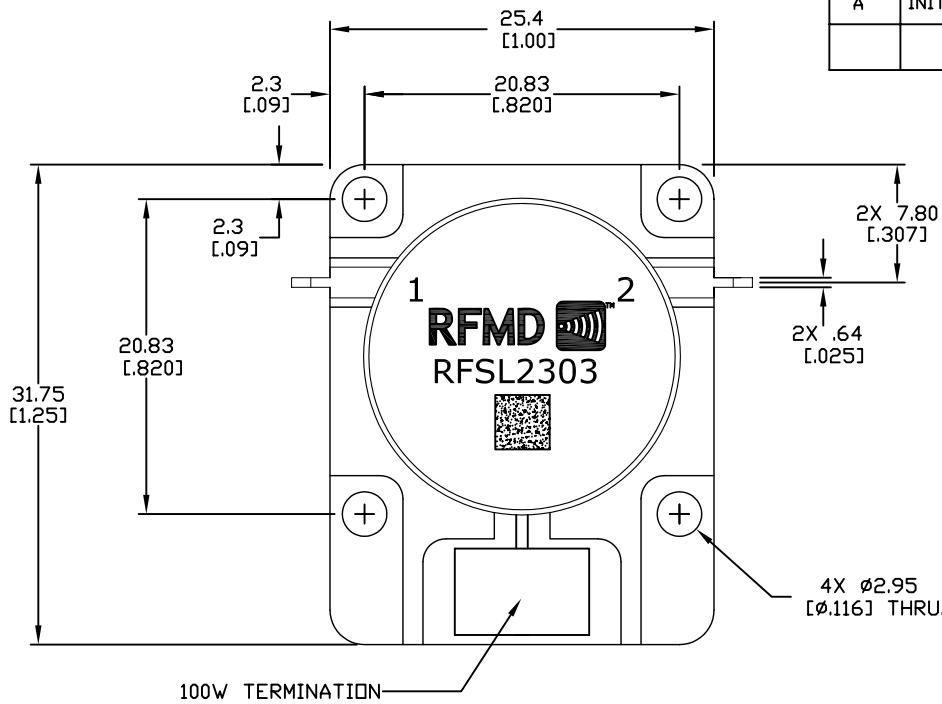


REV.	DESCRIPTION	ECD	DATE	APPROVED
A	INITIAL RELEASE	-	04/06/10	P.T



### Specifications

Parameter	Minimum	Typical	Maximum
Frequency Range (MHz)	920		960
Insertion Loss (dB)		< .20	.30
Isolation (dB)	22	> 25	
Return Loss (dB)	24	> 25	
FWD: IMD 2T at 35W per T 5MHz Spacing (dBc)			-75

### Power & Temperature Ratings

Parameter	Maximum
Forward PWR Peak/AVG	500/200 Watts
Reverse Power	100 Watts
Operating Temperature	-40 to +85° C
Storage Temperature	-40 to +95° C

ISOLATOR MODEL: RFSL2303

- Notes:
- All Material And Plating Are RoHS Compliant.
  - Isolator flange held to +85 °C, 10 minutes maximum duration.

UNLESS OTHERWISE SPECIFIED  
DIMENSIONS ARE IN MM [INCHES],  
TOLERANCES ARE:  
FRACTIONS DECIMALS ANGLES  
± .XX± .13 [0.005] ±0.5°

MATERIAL

FINISH  
HOUSING: ELECTROLESS NICKEL  
CIRCUIT TAB: SILVER

APPROVALS		DATE
DRAWN	P.T	05/06/10
ENG.	.	.
MKT./SALES	.	.
BUS MGR.	.	.



## OUTLINE DRAWING

SIZE	SCALE	DWG.	REV.
A	2X	200-00309	A
DO NOT SCALE DRAWING			SHEET 1 OF 1