

E8557LF



1.0 Specification References

Parameter	Description
a. Rakon part number	E8557LF
b. Description	10.0MHz RPT5032N TCVCXO
c. Version	C (2026-03-20)
d. Package	L x W x H: 5.0 x 3.2 x 1.3 mm nom. (4 pad)

2.0 Absolute Maximum Ratings ¹

Parameter	Min.	Max.	Unit.
a. Junction temperature		150	°C
b. Supply voltage (Vcc)	-0.5	7	V
c. All other inputs	-0.5	Vcc + 0.5	V
d. Power dissipation		100	mW

3.0 Frequency Characteristics

Parameter	Min.	Typ.	Max.	Unit	Test Condition / Description
a. Nominal frequency		10.0		MHz	
b. Frequency calibration			±0.5	ppm	Initial accuracy at 25°C ±1°C, Vc=1.5V
c. Reflow shift (2x reflow)			±0.5	ppm	Pre to post reflow ΔF (measured ≥ 60 minutes after reflow)
d. Operating temperature range	-40		+85	°C	
e. Frequency stability over temperature			±0.28	ppm	Reference to (F _{MAX} + F _{MIN})/2
f. Slope over temperature			±0.1	ppm/°C	ΔF/ΔT
g. Supply voltage stability			±0.1	ppm	±5% variation, reference to frequency at nominal supply voltage
h. Load sensitivity			±0.2	ppm	±10% variation, reference to frequency at nominal load
i. Long term stability (aging at 25°C)			±1	ppm	Per year
j. Acceleration sensitivity		< 2		ppb/g	Gamma vector, 3-axes, 30-1500Hz
k. Start-up time			5	ms	90% amplitude
l. Root Allan Variance		10 ⁻¹⁰			Tau = 1s

4.0 Power Supply

Parameter	Min.	Typ.	Max.	Unit	Test Condition / Description
a. Supply voltage (Vcc)	3.135	3.3	3.465	V	
b. Supply current		2	3	mA	

¹ Operating beyond this limit may result in change or permanent damage to the device.

5.0 Control Voltage (Vc)

Parameter	Min.	Typ.	Max.	Unit	Test Condition / Description
a. Control voltage range	0.5		2.5	V	
b. Frequency tuning	6			ppm	Frequency shift from minimum to maximum control voltages
c. Slope		+5		ppm/V	Positive slope
d. Linearity			5	%	Deviation from a straight line curve fit
e. Port input impedance	100			k Ω	

6.0 Oscillator Output – Clipped Sinewave

Parameter	Min.	Typ.	Max.	Unit	Test Condition / Description
a. Output waveform					DC coupled clipped sinewave
b. Output voltage level	0.8	1.1		V _{pp}	
c. Output load resistance		10		k Ω	
d. Output load capacitance		10		pF	

7.0 SSB Phase Noise (at 25°C)

Parameter	Typ.	Unit.	Test Condition / Description
a. 1Hz offset	-71	dBc/Hz	
b. 10Hz offset	-97	dBc/Hz	
c. 100Hz offset	-123	dBc/Hz	
d. 1kHz offset	-142	dBc/Hz	
e. 10kHz offset	-151	dBc/Hz	
f. 100kHz offset	-153	dBc/Hz	
g. 1MHz offset	-154	dBc/Hz	

8.0 Marking

Parameter	Description
a. Type	Laser marked
b. Line 1	[R X XX] R = Rakon, X XX = manufacturing identifier
c. Line 2	[Δ 8557 YW] Δ = pin 1 mark, 8557 = abbreviated part number, YW = device date code

9.0 Manufacturing Information

Parameter	Description
a. Reflow soldering	Reflow profile as per IPC/JEDEC J-STD-020E (see drawing)
b. Packaging description	Tape & Reel as per EIA-481-E (see drawing)
c. Application note	For optimum performance follow the instructions in Guidelines for use of Pluto/Pluto+™ Ultra-Stable TCXOs

10.0 Environmental Specification

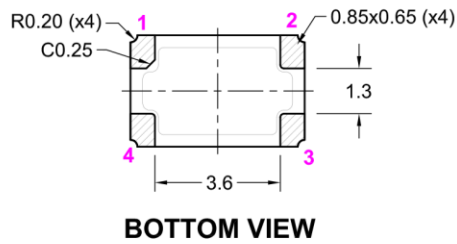

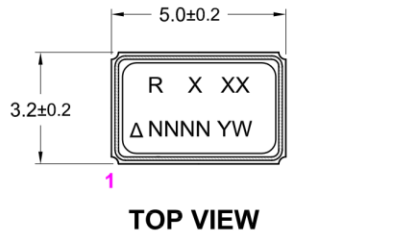
Parameter	Description
a. RoHS	Parts are fully compliant with the European Union directives 2011/65/EU and 2015/863/EU (amending annex II to directive 2011/65/EU) on the restriction of the use of certain hazardous substances in electrical and electronic equipment
b. Solderability	JESD22-B102, M1, condition E (IPC/EIA J-STD-002A), 245°C for 5s, precondition for 16 hours at +150°C
c. High Temperature Operating Life (HTOL)	JESD22-A108, 1008 hours at +125°C
d. Temperature cycle	JESD22-A104, 500 cycles, -55°C to +125°C
e. Low temperature storage	IEC 60068-2-1 test Ab, 1000 hours at -55°C
f. High temperature storage	IEC 60068-2-2 test Bb, 1000 hours at +125°C
g. Moisture resistance	JESD22-A113, MSL = 1
h. Temperature / Humidity bias	JESD22-A101, 1008 hours at +85°C / 85% R.H., precondition: 3 Reflow cycles (peak temperature 260°C)
i. Mechanical vibration	JESD22-B103, 20g, 60-2000Hz, 4 hours in each of three axes (12 hours total)
j. Mechanical shock	JESD22-B104, 1500g _n , 0.5ms, 5 pulses in each of 6 directions
k. Aging	MIL-PRF-55310, 1008 hours at +85°C, precondition: 3 Reflow cycles (peak temperature 260°C)
l. Resistance to soldering heat	IPC/JEDEC J-STD-020, 3 reflow cycles (peak temperature 260°C)

11.0 Disclaimer

Parameter	Description
a. Disclaimer	"Samples supplied according to this specification are supplied from our development or pre-production programme and as such are not qualification approved products. No condition, warranty or representation regarding quality, suitability, performance, life or continuation of supply is given or implied and Guarantee in clause 6.1 of our standard Conditions of Sale is not applicable. The right is reserved to change the design or specification or cease supply without notice." RAKON Limited

12.0 Model Outline:

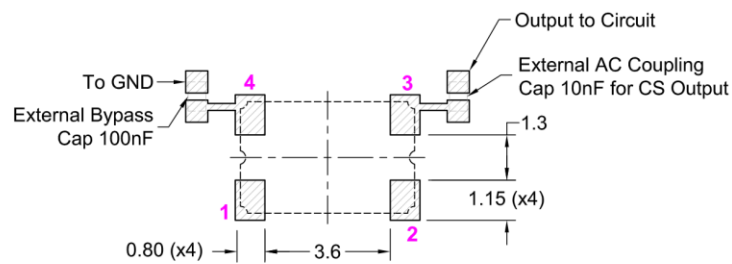
MODEL DRAWING



Pin Connections

Pin	Connections
1	Control Voltage (Vc)
2	GND
3	RF Output (if an AC coupled output is required a 10nF capacitor should be placed in series with the output)
4	Supply Voltage (Vcc)

RECOMMENDED PAD LAYOUT - TOP VIEW



TITLE: CFPT9300 / RPT5032N MODEL (4 Pad)

RELATED DRAWINGS:

FILENAME: CAT1578

REVISION: A

DATE: 10-Nov-2021

SCALE: 5 : 1

Millimetres

TOLERANCES:

XX =

X.X = ±0.2

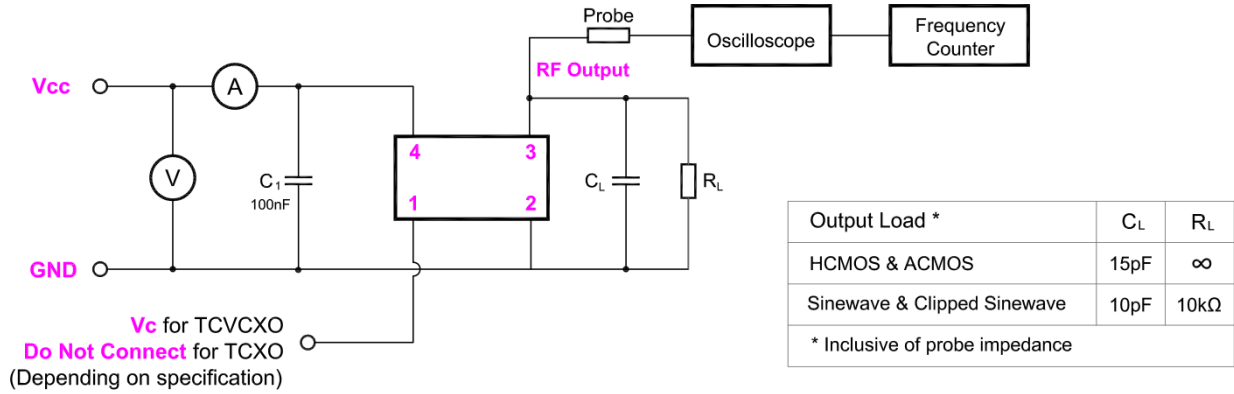
X.XX = ±0.13

X.XXX =

X° =

Hole =

15.0 Test Circuit:



TITLE: Pluto+ TCXO/VCTCXO TEST CIRCUIT (4 Pad)

FILENAME: CAT874

RELATED DRAWINGS:

REVISION: A

DATE: 06-Mar-14

SCALE: NTS

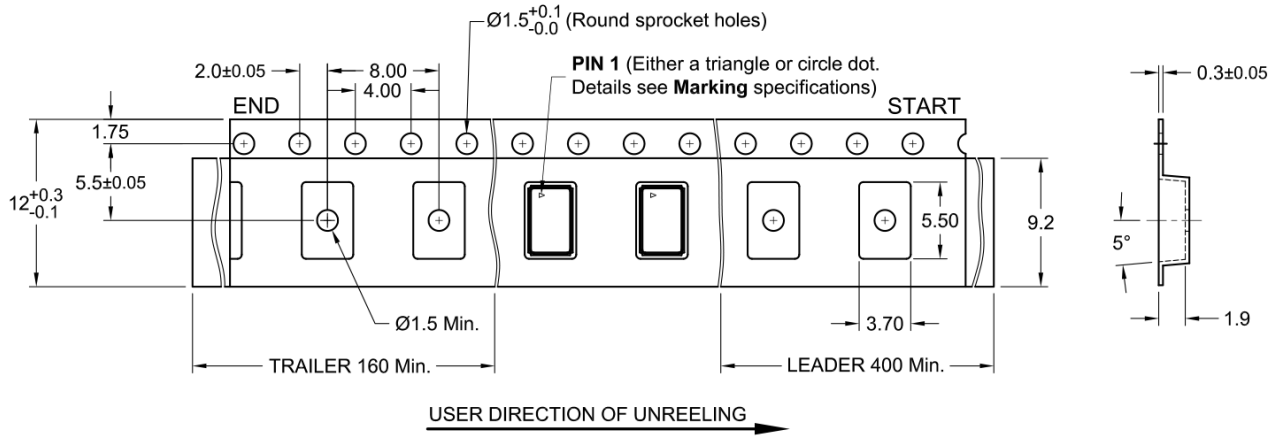
Millimetres

rakon

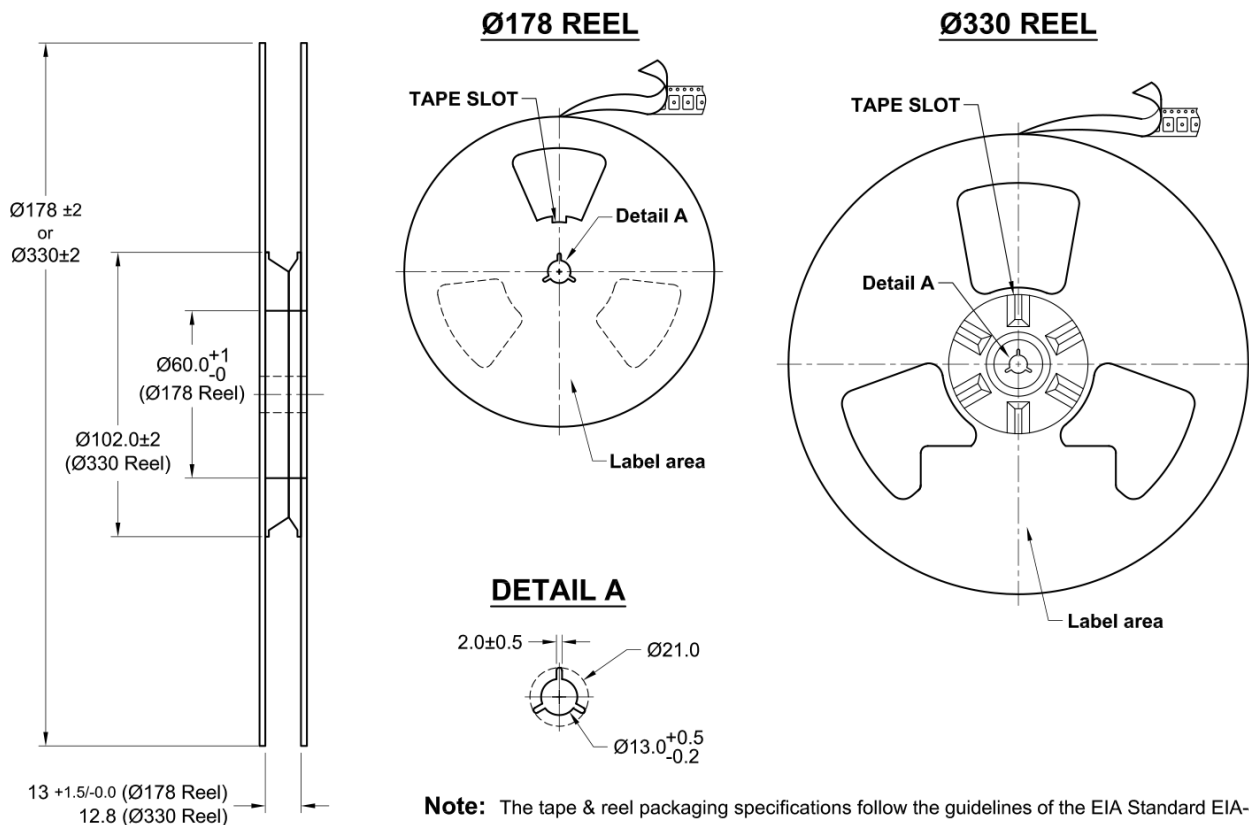
© 2013 Rakon Limitec

16.0 Tape and Reel (Ø178mm / Ø330mm):

TAPE DETAILS



REEL DETAILS



TITLE: PLUTO+ 5032 SERIES TAPE & REEL

FILENAME: CAT811

TOLERANCES:

RELATED DRAWINGS:

REVISION: C

XX = ±1

DATE: 24-Jul-2020

X.X = ±0.2

SCALE:

X.XX = ±0.1

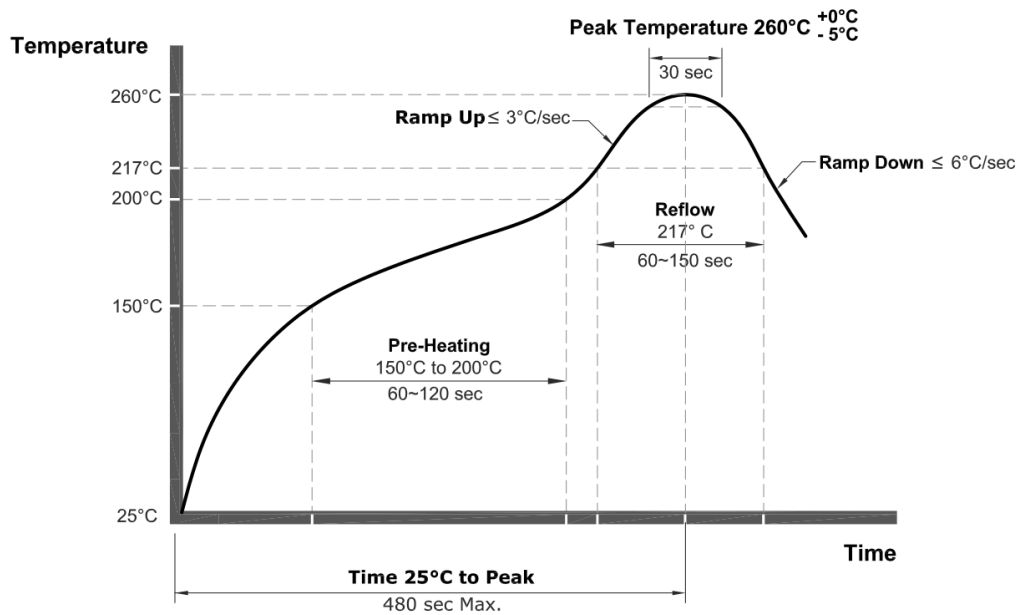
Millimetres

X.XXX =

X° =

Hole =

17.0 Reflow:



Note:

- The Pb-free Reflow follows the guidelines of IPC/JEDC J-STD-020E.
-
- The product has been tested to withstand the Reflow Profile shown. The Reflow Profile used to solder Rakon products is determined by the solder paste Manufacturer's specification. It is recommended that the Reflow Profile used does not exceed the one shown above.

TITLE: Pb-Free Oscillator Reflow (Classification Temperature T_c = 260°C)

FILENAME: CAT541

RELATED DRAWINGS:

REVISION: C

DATE: 15-May-2019

SCALE: NTS

Millimetres

rakon

© 2013 Rakon Limited

18.0 Specification History

Version	User	Changes	Approver	Date
A	JO	Initial issue	LL	2021-06-03
B	NR	Change in GGI drawing according to the template	BC	2024-04-22
C	AR	MSL value updated	BC	2026-03-20